



### District Report Card: 2017


<b>State:</b> Rajasthan	<b>District:</b> Hanumangarh
<b>Class:</b> 8	<b>Subject:</b> Language
<b>Schools:</b> 50	<b>Students:</b> 1195


### Participation/Coverage


#### Students

<div>GENDER</div> <div></div>	Boys		Girls	
	Number	%	Number	%
	572	47.87	623	52.13

<div>AREA</div> <div></div>	Rural		Urban	
	Number	%	Number	%
	1137	95.15	58	4.85

<div>CATEGORY</div> <div></div>	SC		ST		OBC		GEN	
	Number	%	Number	%	Number	%	Number	%
	530	44.35	3	0.25	578	48.37	84	7.03

<div>CWSN</div> <div></div>	LD	VI	HI	S&LD	ID	Oth
	3	3	0	2	3	3

<div>Management</div> <div></div>	Government		Government-aided	
	Number	%	Number	%
	1195	100.00	0	0.00

### Average Performance of Students in Language (%)

Overall	Gender		Area		Management		Social Group			
	Male	Female	Rural	Urban	Govt.	Aided	SC	ST	OBC	GEN
65.12	64.76	65.45	65.02	66.90	65.12	0.00	62.53	55.56	66.89	69.60

### Performance on Learning Outcomes (LOs)

Learning Outcomes	Description	Average Performance(%)
L813	Read textual/non-textual materials with comprehension and identifies the details, characters, main idea and sequence of ideas and events while reading	65.12

Range of Performance of Students who Answered Correctly							
Below 30%		30% - 50%		50% - 75%		Above 75%	
Number	%	Number	%	Number	%	Number	%
84	7.03	204	17.07	488	40.84	419	35.06

### Lowest Performing Learning Outcomes (LOs)

1 - Read textual/non-textual materials with comprehension and identifies the details, characters, main idea and sequence of ideas and events while reading (65.12)